

Lab1: Gitlab

CSE4009: System Programming

Overview

- Hanyang VPN for ***Gitlab*** access
- Your ***Gitlab*** account registration

Gitlab for Your Submissions

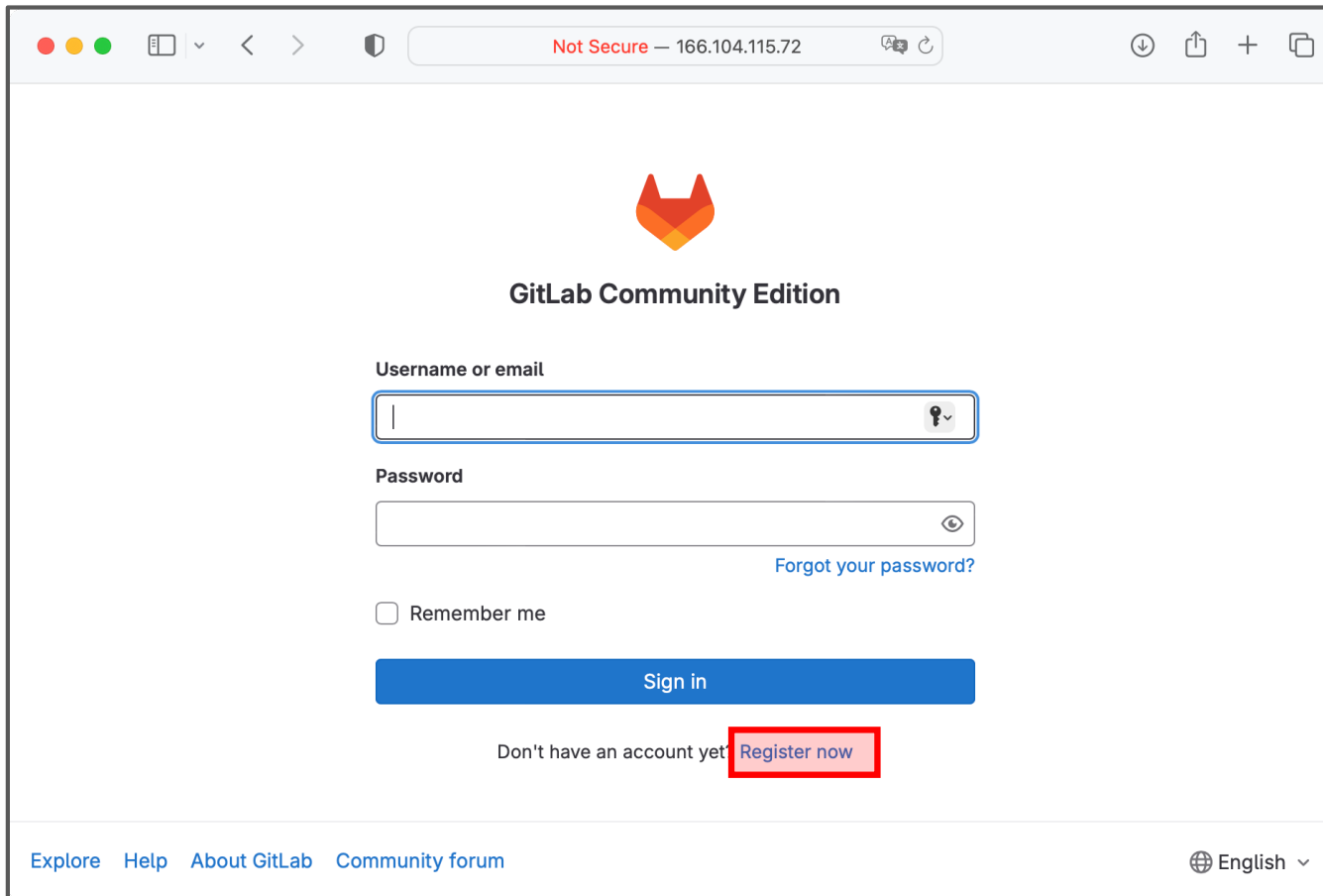
- You will have assignments
- A private ***Gitlab*** service is in use for submission
 - Any project is available only for this class
 - Any project unrelated to this class is not allowed
 - Any submission via other than ***Gitlab*** will be not evaluated (no exception)
- ***Gitlab*** server is behind a firewall
 - You need Hanyang VPN to bypass the firewall

How to Use Hanyang VPN


- The VPN manual
 - <https://it.hanyang.ac.kr/vpn>
- Apply the **VPN Request** at Hanyang portal web portal
 - Services > IT Services > VPN Request
 - 신청 > 정보인프라 > VPN 신청관리
 - 기타: 학습용 서버사용으로 신청
- Your request will be approved in 1~2 day
- OTP Authenticator is required

Sign up for *Gitlab*

- Visit the **Gitlab** under the VPN using Cisco AnyConnect
 - <http://166.104.28.37> via Hanyang VPN after approval
 - You must register your own account if it is first time visiting here



Not Secure — 166.104.115.72



GitLab Community Edition

Username or email

Password

[Forgot your password?](#)

☐ Remember me

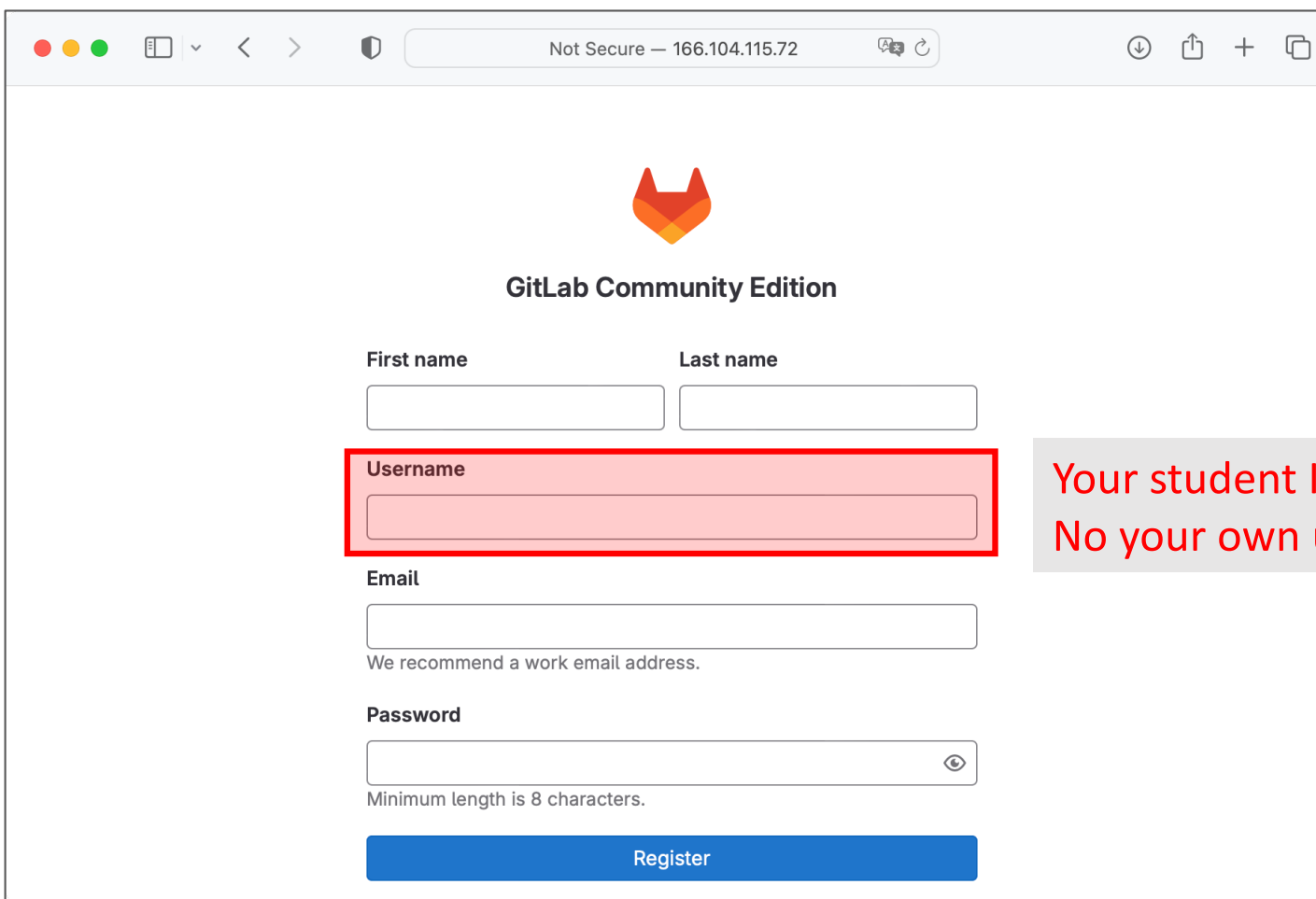
[Sign in](#)

Don't have an account yet? [Register now](#)

[Explore](#) [Help](#) [About GitLab](#) [Community forum](#) [English](#)

Sign up for *Gitlab* (Cont.)

- Your account will be available within a few days
 - But your username MUST be your student ID
 - I will not approve usernames other than student ID



Not Secure — 166.104.115.72

GitLab Community Edition

First name

Last name

Username

Email

We recommend a work email address.

Password

Minimum length is 8 characters.

Register

Your student ID!!
No your own username

Check Your Own Project Home

- Your private project will be prepared soon
 - 2025_CSE4009_{Student_ID}
 - Your git remote repository URL

2023_cse4009_12157 > 2023_CSE4009_201220789

2023_CSE4009_201220789
Project ID: 166

2 Commits 1 Branch 0 Tags 331 KiB Project Storage

datalab assigned
Woong Sul authored 22 hours ago

main 2023_cse4009_201220789 / +

History Find file Edit Clone

Clone with SSH
git@166.104.115.72:2023_cse4009

Clone with HTTP
http://166.104.115.72/2023_cse4009

Open in your IDE
Visual Studio Code (SSH)
Visual Studio Code (HTTPS)
IntelliJ IDEA (SSH)
IntelliJ IDEA (HTTPS)

Name	Last commit
README.md	Initial commit
datalab-handout.tar	datalab assigned

2023_CSE4009_201220789

Getting started

To make it easy for you to get started with GitLab, here's a list of recommended next steps.

http not git protocol!!